


**SUMMARY OF PRIOR YEAR'S OBLIGATIONS, DISBURSEMENTS AND UNPAID PRIOR YEAR OBLIGATIONS**  
For the quarter ending, March 31, 2018


Department: State Universities and Colleges  
Agency/Operating Unit : TARLAC STATE UNIVERSITY  
Region/Province/City: Region III/ Tarlac  
Fund: 101

Particulars	PRIOR YEAR'S OBLIGATIONS			Current Year Disbursements					Unpaid Obligations
	Balance Beginning of the year	Adjustments	Adjusted Balance	1st Quarter ending March 31	2nd Quarter ending June 30	3rd Quarter ending Sept. 30	4th Quarter ending Dec. 31	Total	
1	2	3	(2+3)=4	5	6	7	8	9= (5+6+7+8)	10
<b>I. PRIOR YEARS' ACCOUNTS PAYABLE</b>									
Personnel Services	3,945,916.46		3,945,916.46	869,735.92				869,735.92	3,076,180.54
Maintenance & Other Operating Expenses	30,268,720.55		30,268,720.55	7,708,758.96				7,708,758.96	22,559,961.59
Capital Outlays	2,009,076.19		2,009,076.19	214,663.00				214,663.00	1,794,413.19
<b>TOTAL</b>	<b>36,223,713.20</b>	-	<b>36,223,713.20</b>	<b>8,793,157.88</b>	-	-	-	<b>8,793,157.88</b>	<b>27,430,555.32</b>
<b>II. OBLIGATIONS NOT YET DUE AND DEMANDABLE</b>									
Personnel Services									
Maintenance & Other Operating Expenses									
Capital Outlays	40,355,055.18		40,355,055.18	17,403,595.24				17,403,595.24	22,951,459.94
<b>TOTAL</b>	<b>40,355,055.18</b>	-	<b>40,355,055.18</b>	<b>17,403,595.24</b>	-	-	-	<b>17,403,595.24</b>	<b>22,951,459.94</b>
<b>GRAND TOTAL</b>	<b>76,578,768.38</b>	-	<b>76,578,768.38</b>	<b>26,196,753.12</b>	-	-	-	<b>26,196,753.12</b>	<b>50,382,015.26</b>


Certified Correct:

  
**JESUS S. DANGANAN**  
Agency Budget Officer  
Date: \_\_\_\_\_

Certified Correct:

  
**JOHN ERWIN C. PANLILIO**  
Agency Chief Accountant  
Date: \_\_\_\_\_

Approved by:

  
**MYRNA Q. MALLARI, DBA**  
University President  
Date: \_\_\_\_\_