




**STATEMENT OF APPROVED BUDGET, UTILIZATIONS, DISBURSEMENTS AND BALANCES**  
**As of the Quarter Ending December 31, 2018**

Department : State Universities and Colleges  
 Agency : TARLAC STATE UNIVERSITY  
 Operating Unit :  
 Organization Code (UAC) : 08 037 00 00000  
 Funding Source Code (as ch 101)

| Particulars                            | UACS CODE    | Approved Budget           |  |                           | Budget Utilization          |                            |                             |                            |               | Disbursements               |                            |                             |                            |                  | BALANCES          |   |
|--|--------------|---------------------------|--|---------------------------|-----------------------------|----------------------------|-----------------------------|----------------------------|---------------|-----------------------------|----------------------------|-----------------------------|----------------------------|------------------|-------------------|---|
|  |              | Approved Budgeted Revenue | Adjustments (Additions, Reductions, Realignment) | Adjusted Budgeted Revenue | 1st Quarter Ending March 31 | 2nd Quarter Ending June 30 | 3rd Quarter Ending Sept. 30 | 4th Quarter Ending Dec. 31 | Total         | 1st Quarter Ending March 31 | 2nd Quarter Ending June 30 | 3rd Quarter Ending Sept. 30 | 4th Quarter Ending Dec. 31 | Total            | Unutilized Budget | Unpaid Utilizations Due and Demandable / Accounts Payable |
| 1                                      | 2            | 3                         | 4  | 5=[3+(-)4]                | 6                           | 7                          | 8                           | 9                          | 10=(6+7+8+9)  | 11                          | 12                         | 13                          | 14                         | 15=(11+12+13+14) | 16=(5-10)         | 17  |
| <b>I. Agency Approved Budget</b>       |              |                           |  |                           |                             |                            |                             |                            |               |                             |                            |                             |                            |                  |                   |   |
| General Administration and Support     | 1 00 00 0000 | 126,565,500.00            | -  | 126,565,500.00            | 10,200,185.35               | 18,758,056.95              | 34,974,365.90               | 35,538,709.21              | 99,471,317.41 | 8,236,788.20                | 14,198,327.34              | 21,686,364.14               | 51,577,685.74              | 95,699,165.42    | 27,094,182.59     | 3,772,151.99  |
| General Administration and Supervision | 1 00 01 0001 |                           |  |                           |                             |                            |                             |                            |               |                             |                            |                             |                            |                  |                   |   |
| PS                                     | 50100000 00  | 1,600,000.00              |  | 1,600,000.00              | 323,082.89                  | 865,384.86                 | 293,575.63                  | 117,844.58                 | 1,599,887.96  | -                           | 1,188,294.45               | 292,500.00                  | 119,000.00                 | 1,599,794.45     | 112.04            | 93.51   |
| MOOE                                   | 50200000 00  | 79,440,500.00             |  | 79,440,500.00             | 4,592,895.09                | 11,747,636.78              | 17,642,883.54               | 22,633,628.09              | 56,617,043.50 | 4,254,788.20                | 12,082,375.52              | 15,938,071.48               | 22,247,918.98              | 54,523,154.18    | 22,823,456.50     | 2,093,889.32  |
| Fin Exp.(if applicable)                | 50300000 00  |                           |  |                           |                             |                            |                             |                            |               |                             |                            |                             |                            |                  |                   |   |
| CO                                     | 50600000 00  | 45,525,000.00             |  | 45,525,000.00             | 5,284,207.37                | 6,145,035.31               | 17,037,906.73               | 12,787,236.54              | 41,254,385.95 | 3,982,000.00                | 927,657.37                 | 5,455,792.66                | 29,210,766.76              | 39,576,216.79    | 4,270,614.05      | 1,678,169.16  |
| Support to Operations                  | 2 00 00 0000 | 17,835,000.00             |  | 17,835,000.00             | 879,282.28                  | 5,410,940.12               | 3,185,705.31                | 4,951,274.33               | 14,581,202.04 | 988,448.55                  | 3,208,609.08               | 2,878,817.84                | 4,950,810.88               | 12,605,936.35    | 3,253,797.96      | 1,975,265.69  |
| PS                                     | 50100000 00  | 450,000.00                |  | 450,000.00                | 37,058.39                   | 22,509.34                  | 1,472.36                    | 82,589.76                  | 143,629.85    |                             | 59,567.73                  | 1,472.36                    | 82,172.15                  | 143,212.24       | 306,370.15        | 417.61  |
| MOOE                                   | 50200000 00  | 14,685,000.00             |  | 14,685,000.00             | 842,223.89                  | 3,881,230.78               | 3,184,232.95                | 4,846,684.57               | 12,754,372.19 | 988,448.55                  | 3,149,041.35               | 2,877,345.48                | 4,868,638.73               | 11,883,474.11    | 1,930,627.81      | 870,898.08  |
| Fin Exp.(if applicable)                | 50300000 00  |                           |  |                           |                             |                            |                             |                            |               |                             |                            |                             |                            |                  |                   |   |
| CO                                     | 50600000 00  | 2,700,000.00              |  | 2,700,000.00              |                             | 1,507,200.00               | 154,000.00                  | 22,000.00                  | 1,683,200.00  |                             | 425,250.00                 | 132,000.00                  | 22,000.00                  | 579,250.00       | 1,016,800.00      | 1,103,950.00  |
| Operations                             | 3 00 00 0000 | 144,490,500.00            |  | 144,490,500.00            | 9,651,403.51                | 14,219,191.72              | 26,487,588.79               | 32,416,281.18              | 82,774,465.20 | 8,947,344.94                | 12,632,560.00              | 22,708,106.29               | 32,332,160.53              | 76,620,171.76    | 61,716,034.80     | 6,154,293.44  |
| MFO 1 - HIGHER EDUCATION               | 3 01 00 0000 | 98,890,000.00             |  | 98,890,000.00             | 7,596,853.51                | 10,690,518.17              | 18,909,393.34               | 27,889,152.52              | 65,085,917.54 | 7,219,596.98                | 10,035,934.60              | 15,057,988.63               | 27,307,868.78              | 59,621,388.99    | 33,804,082.46     | 5,464,528.55  |
| PS                                     | 50100000 00  | 25,500,000.00             |  | 25,500,000.00             | 281,273.93                  | 86,413.39                  | 5,295,980.49                | 7,884,577.74               | 13,548,245.55 | 458,614.97                  |                            | 5,176,943.51                | 5,510,839.04               | 11,146,397.52    | 11,951,754.45     | 2,401,848.03  |
| MOOE                                   | 50200000 00  | 66,890,000.00             |  | 66,890,000.00             | 7,173,079.58                | 10,387,104.78              | 10,061,219.44               | 19,523,318.38              | 47,144,722.18 | 6,618,482.01                | 10,009,934.60              | 9,881,045.12                | 20,267,739.77              | 46,777,201.50    | 19,745,277.82     | 367,520.68  |
| Fin Exp.(if applicable)                | 50300000 00  |                           |  |                           |                             |                            |                             |                            |               |                             |                            |                             |                            |                  |                   |   |
| CO                                     | 50600000 00  | 6,500,000.00              |  | 6,500,000.00              | 142,500.00                  | 217,000.00                 | 3,552,193.41                | 481,256.40                 | 4,392,949.81  | 142,500.00                  | 26,000.00                  |                             | 1,529,289.97               | 1,697,789.97     | 2,107,050.19      | 2,695,159.84  |
| MFO 2 - ADVANCED EDUCATION             | 3 02 00 0000 | 19,325,500.00             |  | 19,325,500.00             | 1,061,113.05                | 1,730,626.18               | 5,758,750.37                | 3,052,843.65               | 11,603,333.25 | 671,625.29                  | 1,302,256.46               | 6,400,279.99                | 3,195,663.55               | 11,569,825.29    | 7,722,166.75      | 33,507.96   |
| PS                                     | 50100000 00  | 11,250,000.00             |  | 11,250,000.00             | 248,583.71                  | 1,186,309.21               | 5,144,364.13                | 2,596,228.01               | 9,175,485.06  | 70,495.95                   | 608,951.45                 | 5,890,030.33                | 2,606,007.33               | 9,175,485.06     | 2,074,514.94      |   |
| MOOE                                   | 50200000 00  | 8,075,500.00              |  | 8,075,500.00              | 812,529.34                  | 544,316.97                 | 614,386.24                  | 456,615.64                 | 2,427,848.19  | 601,129.34                  | 693,305.01                 | 510,249.66                  | 589,656.22                 | 2,394,340.23     | 5,647,651.81      | 33,507.96   |
| Fin Exp.(if applicable)                | 50300000 00  |                           |  |                           |                             |                            |                             |                            |               |                             |                            |                             |                            |                  |                   |   |
| CO                                     | 50600000 00  |                           |  |                           |                             |                            |                             |                            |               |                             |                            |                             |                            |                  |                   |   |
| MFO 3 - RESEARCH SERVICES              | 3 03 00 0000 | 15,875,000.00             |  | 15,875,000.00             | 849,060.99                  | 1,290,588.45               | 1,064,815.41                | 916,332.63                 | 4,120,797.48  | 940,122.51                  | 1,059,538.22               | 989,461.00                  | 849,917.32                 | 3,839,039.05     | 11,754,202.52     | 281,758.43  |
| PS                                     | 50100000 00  | 1,550,000.00              |  | 1,550,000.00              |                             |                            | 43,900.00                   | 196,000.00                 | 239,900.00    |                             |                            | 43,900.00                   | 19,241.57                  | 63,141.57        | 1,310,100.00      | 176,758.43  |
| MOOE                                   | 50200000 00  | 10,275,000.00             |  | 10,275,000.00             | 729,060.99                  | 1,157,588.45               | 1,020,915.41                | 720,332.63                 | 3,627,897.48  | 820,122.51                  | 1,031,538.22               | 945,561.00                  | 830,675.75                 | 3,627,897.48     | 6,647,102.52      |   |
| Fin Exp.(if applicable)                | 50300000 00  |                           |  |                           |                             |                            |                             |                            |               |                             |                            |                             |                            |                  |                   |   |
| CO                                     | 50600000 00  | 4,050,000.00              |  | 4,050,000.00              | 120,000.00                  | 133,000.00                 |                             |                            | 253,000.00    | 120,000.00                  | 28,000.00                  |                             |                            | 148,000.00       | 3,797,000.00      | 105,000.00  |
| MFO 4 - EXTENSION SERVICES             | 3 04 00 0000 | 10,400,000.00             |  | 10,400,000.00             | 144,375.96                  | 507,458.92                 | 754,629.67                  | 557,952.38                 | 1,964,416.93  | 116,000.16                  | 234,830.72                 | 260,376.67                  | 978,710.88                 | 1,589,918.43     | 8,435,583.07      | 374,498.50  |
| PS                                     | 50100000 00  | 1,550,000.00              |  | 1,550,000.00              | 5,936.80                    | 19,600.00                  | 35,020.32                   | 12,800.00                  | 73,357.12     |                             | 25,536.80                  | 32,020.32                   | 12,800.00                  | 70,357.12        | 1,476,642.88      | 3,000.00  |
| MOOE                                   | 50200000 00  | 6,250,000.00              |  | 6,250,000.00              | 138,439.16                  | 234,358.92                 | 250,609.35                  | 515,652.38                 | 1,139,059.81  | 116,000.16                  | 209,293.92                 | 228,356.35                  | 513,910.88                 | 1,067,561.31     | 5,110,940.19      | 71,498.50   |
| Fin Exp.(if applicable)                | 50300000 00  |                           |  |                           |                             |                            |                             |                            |               |                             |                            |                             |                            |                  |                   |   |
| CO                                     | 50600000 00  | 2,600,000.00              |  | 2,600,000.00              |                             | 253,500.00                 | 469,000.00                  | 29,500.00                  | 752,000.00    |                             |                            |                             | 452,000.00                 | 452,000.00       | 1,848,000.00      | 300,000.00  |

| Particulars   | UACS CODE   | Approved Budget  |  |                           | Budget Utilization  |                            |                             |                            |                | Disbursements               |                            |                             |                            |                  | BALANCES          |   |
|---|-------------|--|--|---------------------------|---|----------------------------|-----------------------------|----------------------------|----------------|-----------------------------|----------------------------|-----------------------------|----------------------------|------------------|-------------------|---|
|   |             | Approved Budgeted Revenue  | Adjustments (Additions, Reductions, Realignment) | Adjusted Budgeted Revenue | 1st Quarter Ending March 31   | 2nd Quarter Ending June 30 | 3rd Quarter Ending Sept. 30 | 4th Quarter Ending Dec. 31 | Total          | 1st Quarter Ending March 31 | 2nd Quarter Ending June 30 | 3rd Quarter Ending Sept. 30 | 4th Quarter Ending Dec. 31 | Total            | Unutilized Budget | Unpaid Utilizations Due and Demandable / Accounts Payable |
| 1   | 2           | 3  | 4  | 5=[3+(-)4]                | 6   | 7                          | 8                           | 9                          | 10=(6+7+8+9)   | 11                          | 12                         | 13                          | 14                         | 15=(11+12+13+14) | 16=(5-10)         | 17  |
| <b>Sub-Total, Agency Specific Budget</b>  |             |  |  |                           |   |                            |                             |                            |                |                             |                            |                             |                            |                  |                   |   |
| PS  | 50100000 00 | 288,891,000.00   | -  | 288,891,000.00            | 20,730,871.14   | 38,388,188.79              | 64,801,660.00               | 72,906,264.72              | 196,826,984.65 | 18,172,581.69               | 30,464,746.42              | 47,405,288.27               | 88,882,657.15              | 184,925,273.53   | 92,064,015.35     | 11,901,711.12   |
| MOOE  | 50200000 00 | 41,900,000.00  | -  | 41,900,000.00             | 895,935.72  | 2,180,216.80               | 10,814,312.93               | 10,890,040.09              | 24,780,505.54  | 529,110.92                  | 1,882,350.43               | 11,436,866.52               | 8,350,060.09               | 22,198,387.96    | 17,119,494.46     | 2,582,117.58  |
| Fin Exp.(if applicable)   | 50300000 00 | 185,616,000.00   | -  | 185,616,000.00            | 14,288,228.05   | 27,952,236.68              | 32,774,246.93               | 48,696,231.69              | 123,710,943.35 | 13,398,970.77               | 27,175,488.62              | 30,380,629.09               | 49,318,540.33              | 120,273,628.81   | 61,905,056.65     | 3,437,314.54  |
| CO  | 50600000 00 | -  | -  | -                         | -   | -                          | -                           | -                          | -              | -                           | -                          | -                           | -                          | -                | -                 | -   |
|   |             | 61,375,000.00  | -  | 61,375,000.00             | 5,546,707.37  | 8,255,735.31               | 21,213,100.14               | 13,319,992.94              | 48,335,535.76  | 4,244,500.00                | 1,406,907.37               | 5,587,792.66                | 31,214,056.73              | 42,453,256.76    | 13,039,464.24     | 5,882,279.00  |
| <b>GRAND TOTAL</b>  |             |  |  |                           |   |                            |                             |                            |                |                             |                            |                             |                            |                  |                   |   |
|   |             | 288,891,000.00   | -  | 288,891,000.00            | 20,730,871.14   | 38,388,188.79              | 64,801,660.00               | 72,906,264.72              | 196,826,984.65 | 18,172,581.69               | 30,464,746.42              | 47,405,288.27               | 88,882,657.15              | 184,925,273.53   | 92,064,015.35     | 11,901,711.12   |
| PS  |             | 41,900,000.00  | -  | 41,900,000.00             | 895,935.72  | 2,180,216.80               | 10,814,312.93               | 10,890,040.09              | 24,780,505.54  | 529,110.92                  | 1,882,350.43               | 11,436,866.52               | 8,350,060.09               | 22,198,387.96    | 17,119,494.46     | 2,582,117.58  |
| MOOE  |             | 185,616,000.00   | -  | 185,616,000.00            | 14,288,228.05   | 27,952,236.68              | 32,774,246.93               | 48,696,231.69              | 123,710,943.35 | 13,398,970.77               | 27,175,488.62              | 30,380,629.09               | 49,318,540.33              | 120,273,628.81   | 61,905,056.65     | 3,437,314.54  |
| Fin Exp.(if applicable)   |             | -  | -  | -                         | -   | -                          | -                           | -                          | -              | -                           | -                          | -                           | -                          | -                | -                 | -   |
| CO  |             | 61,375,000.00  | -  | 61,375,000.00             | 5,546,707.37  | 8,255,735.31               | 21,213,100.14               | 13,319,992.94              | 48,335,535.76  | 4,244,500.00                | 1,406,907.37               | 5,587,792.66                | 31,214,056.73              | 42,453,256.76    | 13,039,464.24     | 5,882,279.00  |
| <b>Recapitulation by MFO:</b>   |             |  |  |                           |   |                            |                             |                            |                |                             |                            |                             |                            |                  |                   |   |
| MFO 1   |             | 144,490,500.00   | -  | 144,490,500.00            | 9,651,403.51  | 14,219,191.72              | 26,487,588.79               | 32,416,281.18              | 82,774,465.20  | 8,947,344.94                | 12,632,560.00              | 22,708,106.29               | 32,332,160.53              | 76,620,171.76    | 61,716,034.80     | 6,154,293.44  |
| MFO 2   |             | 98,890,000.00  | -  | 98,890,000.00             | 7,596,853.51  | 10,690,518.17              | 18,909,393.34               | 27,889,152.52              | 65,085,917.54  | 7,219,596.98                | 10,035,934.60              | 15,057,988.63               | 27,307,868.78              | 59,621,388.99    | 33,804,082.46     | 5,464,528.55  |
| MFO 3   |             | 19,325,500.00  | -  | 19,325,500.00             | 1,061,113.05  | 1,730,626.18               | 5,758,750.37                | 3,052,843.65               | 11,603,333.25  | 671,625.29                  | 1,302,256.46               | 6,400,279.99                | 3,195,663.55               | 11,569,825.29    | 7,722,166.75      | 33,507.96   |
| MFO 4   |             | 15,875,000.00  | -  | 15,875,000.00             | 849,060.99  | 1,290,588.45               | 1,064,815.41                | 916,332.63                 | 4,120,797.48   | 940,122.51                  | 1,059,538.22               | 989,461.00                  | 849,917.32                 | 3,839,039.05     | 11,754,202.52     | 281,758.43  |
|   |             | 10,400,000.00  | -  | 10,400,000.00             | 144,375.96  | 507,458.92                 | 754,629.67                  | 557,952.38                 | 1,964,416.93   | 116,000.16                  | 234,830.72                 | 260,376.67                  | 978,710.88                 | 1,589,918.43     | 8,435,583.07      | 374,498.50  |
| <b>OF WHICH:</b>  |             |  |  |                           |   |                            |                             |                            |                |                             |                            |                             |                            |                  |                   |   |
| <b>Major Programs/Projects</b>  |             |  |  |                           |   |                            |                             |                            |                |                             |                            |                             |                            |                  |                   |   |
| <b>KRA No. 2-Poverty Reduction and Empowerment of the Poor and the Vulnerable/Rapid Inclusive and Sustained Economic growth</b> |             |  |  |                           |   |                            |                             |                            |                |                             |                            |                             |                            |                  |                   |   |
| <b>Program Budgeting:</b>   |             |  |  |                           |   |                            |                             |                            |                |                             |                            |                             |                            |                  |                   |   |
| MPP   |             |  |  |                           |   |                            |                             |                            |                |                             |                            |                             |                            |                  |                   |   |
| Access to Quality Higher Education  |             |  |  |                           |   |                            |                             |                            |                |                             |                            |                             |                            |                  |                   |   |
| Global Partnership for Development  |             |  |  |                           |   |                            |                             |                            |                |                             |                            |                             |                            |                  |                   |   |
| Good Governance   |             |  |  |                           |   |                            |                             |                            |                |                             |                            |                             |                            |                  |                   |   |
| Sustainable Community Development Program   |             |  |  |                           |   |                            |                             |                            |                |                             |                            |                             |                            |                  |                   |   |
| Productivity Enhancement-MS ME Micro Small  |             |  |  |                           |   |                            |                             |                            |                |                             |                            |                             |                            |                  |                   |   |
| Medium Enterprise   |             |  |  |                           |   |                            |                             |                            |                |                             |                            |                             |                            |                  |                   |   |
| <b>Certified Correct:</b>   |             | <b>Certified Correct:</b>  |  |                           | <b>Approved By:</b>   |                            |                             |                            |                |                             |                            |                             |                            |                  |                   |   |
|    |             |  |  |                           |  |                            |                             |                            |                |                             |                            |                             |                            |                  |                   |   |
| <b>JESUS S. DANGANAN</b><br>Budget Officer IV   |             | <b>JOHN ERWIN C. RANLILIO</b><br>Chief Accountant                                  |  |                           | <b>DR. MYRNA Q. MALLARI</b><br>President  |                            |                             |                            |                |                             |                            |                             |                            |                  |                   |   |